

Hispanic New Yorkers want what all Americans want: good jobs, good schools, fair treatment, affordable housing, and access to health care. However, in summer 2004, the American dream is still a distant reality for many Latinos living in the City. The 2004 Hispanic New Yorkers on Nueva York survey reveals that Latinos in New York remain deeply concerned about their jobs and standard of living. Jobs and the economy are among the two most important problems confronting Latinos living in the City, say 39% of those surveyed (the same as 2003). Schools/education is named by 33% of Latino New Yorkers as a top two problem, discrimination/racism by 15% and housing by 14%. Lack of health insurance is the top health issue facing New York's Latino community, according to 38% of those surveyed.

Latino New Yorkers see similar problems confronting Latinos throughout the country, with 19% naming schools/education, 18% citing jobs/economy, and 10% noting discrimination/racism as the "one or two most important issues or problems facing Hispanics nationally today."

Latinos in New York City and elsewhere continue to face serious social, economic and political challenges. However, it is encouraging that Latino New Yorkers are increasingly embracing the power of the vote to voice their concerns about community issues and government policy. Eighty-six percent of the City's Latino electorate indicates that they are likely to vote in this year's presidential elections. We are hopeful that next year's Hispanic New Yorkers on Nueva York survey will present a more positive picture – one in which a far greater number of Latino families and children are living, or are closer to realizing, the American dream.

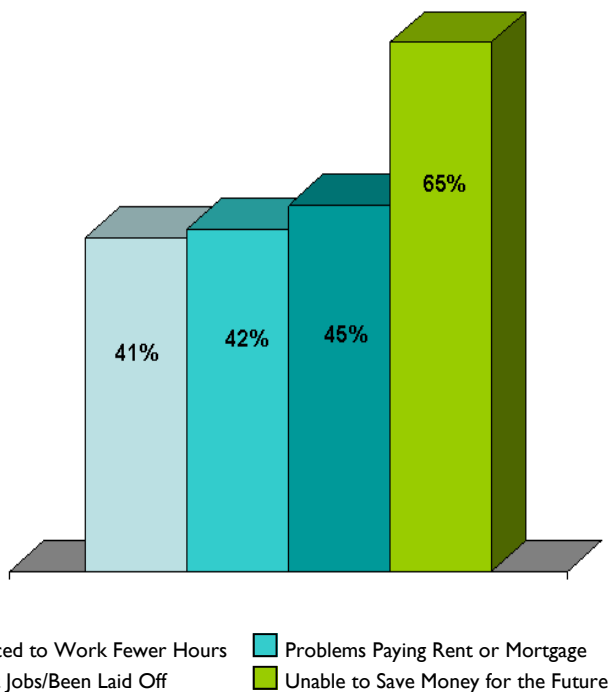
The Federation is pleased to share the results of its 12th Annual Survey, which directly informs its annual public policy agenda.

The Hispanic Federation is a service-oriented membership organization that works with 87 Latino health and human services agencies to advance the quality of life for Latinos in the tri-state region and beyond. The Federation seeks to educate elected officials, policymakers, the media and funders about the needs and contributions of Latinos, and serves as a public policy advocate for the Latino community on the issues of civic participation, health care, immigration, education, economic development, media coverage and more. The Federation's annual survey provides key stakeholders, including the media, policymakers and elected officials, with a broad understanding of the issues, opinions and concerns of the City's Latino community.

NYC Hispanics Hurting Economically

Over the last three years, Hispanic New Yorkers have concluded that the City's chief ill is the lack of jobs/unemployment and a declining standard of living. The summer of 2004 finds substantial numbers of Hispanic New Yorkers hurting economically. Over the past year, a striking number of Latinos report that they or an immediate family member are enduring hard economic times: 45% have lost their job/been laid off, 41% have been forced to work fewer hours, 42% have problems paying the rent or mortgage, and 65% have been unable to save money for the future.

Tough Economic Times in 2004



Forty percent of Latino New Yorkers told the Hispanic Federation that jobs/economy is either the most important or second most important problem facing the City (24% and 16%, respectively). Nearly an identical number of Latinos (39%) see jobs/economy as among the two most important problems confronting them as residents of the City.

Latino New Yorkers feel that Latinos in other parts of the country are also hurting financially. Eighteen percent of Latinos

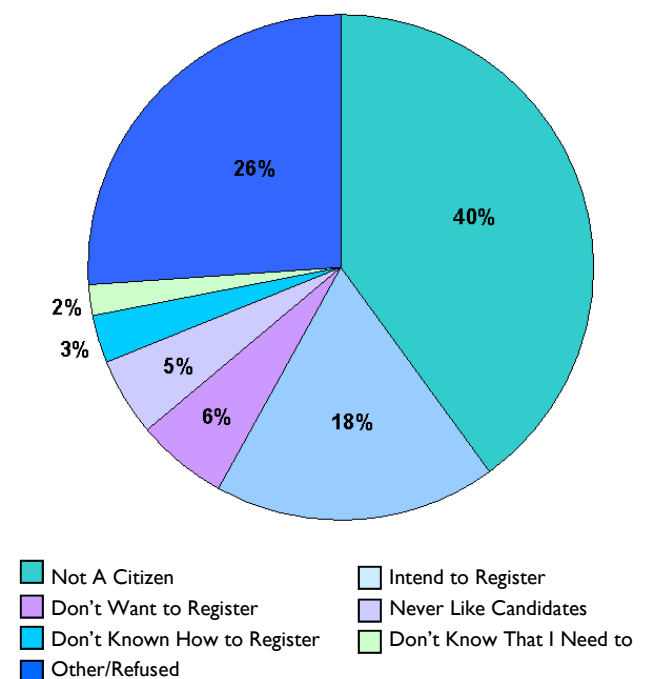
in the City cited jobs/economy as the “one or two most important issues or problems facing Hispanics nationally today.” Surprisingly, New York Latinos are far more likely to see poverty as a problem of other Latinos (18% name poverty as a top two national issue vs. 6% who say it’s a top problem for New York City Hispanics) although at 30%, Latinos have the highest poverty rate in the City.

POLITICAL ENGAGEMENT

Voter Registration

The good news is that two-thirds (68%) of New York Hispanics are registered to vote. The bad news is that for a variety of reasons, 32% of Latinos surveyed are unable to vote. Among those not registered, 40% are not citizens, 18% said they intended to register but had not yet, while 3% reported that they did not know how to register, and 2% said they were unaware that they were required to register. About one in 10 expressed disenchantment about voting – 6% say their vote does not matter and 5% never like the

**Are you Registered to Vote? 68% Say Yes
If Not, What Is The Main Reason You Are
Not Registered?**



candidates on the ballot.

Nevertheless, a study conducted by the Hispanic Federation in 2002 on Latino political participation indicates that during the last decade the number of Hispanic registrants increased by 46%. In fact, Latino registration accounted for about a third of the overall growth in registered voters in New York City during the 1990's.

Remain Democrats, but...

Republicans appear to have been unsuccessful in convincing Latino New Yorkers to register in the G.O.P – only 9% of registered Latinos are Republicans. More than eight times as many – 74% -- are registered Democrats. However, 63% of Latino New Yorkers indicate a willingness to vote for a candidate from a different political party. These results, and those of past Hispanic Federation surveys, seem to strongly indicate that issues and candidate appeal are what drive Latino New Yorkers' voting patterns.

Likely to Vote

Latino New Yorkers represent a crucial voting bloc that is demonstrating an increasing commitment to participate in the electoral process, both locally and nationally. Among New York City Hispanics registered to vote, three quarters (74%) say they are almost certain to vote in the upcoming presidential elections; another 12% say they will probably cast a ballot for president, while 10% say that there's a 50-50 chance they'll vote on November 2nd. Only 4% say they won't vote.

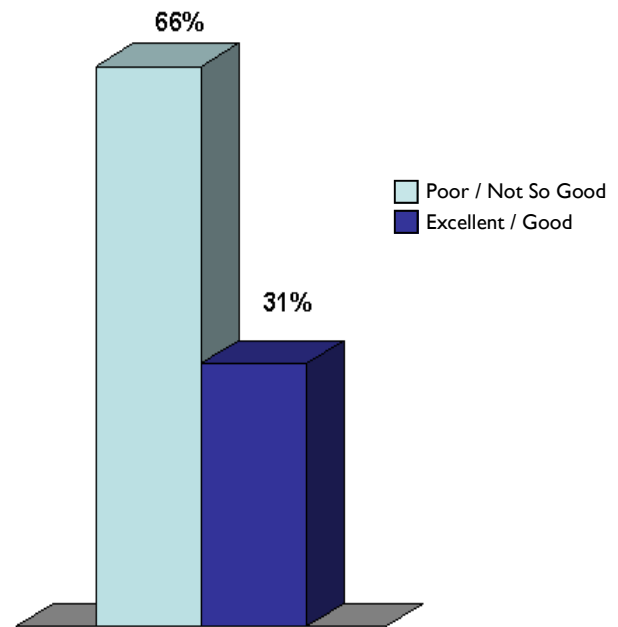
BUSH, IRAQ, 2004 ELECTION

Bush Doing a Very Poor Job Overall...

George Bush is doing a "poor" or "not so good" job as president, say two-thirds of Latino New Yorkers, with 32% rating the President's performance as "poor" and 34% "not so good." These survey results reveal a dramatic drop in support for President Bush among Latinos in New York. In last year's survey, 46% of Hispanics in New York City approved of the way President Bush was handling his job.

Today, only 31% of New York City Latinos view Bush's handling of the presidency favorably, with 5% saying Bush is doing an "excellent" job and 26% saying his performance is "good."

Bush's Job Approval Ratings as President



Worse Job for Hispanics

Bush does even worse among Latino New Yorkers on how he has served the Hispanic community. Fully seven in 10 call his service to Latinos either "poor" (38%) or "not so good" (32%). Fewer than one in four rate Bush's service to Latinos positively (3% excellent, 20% good).

Iraq War/National Security and the Economy Top Two Voting Issues...

The economy/jobs and the Iraq war/national security are the top two issues that New York City Latinos will consider in their presidential vote choices. The economy/jobs is either the most important or second most important issue to nearly half (46%) of Latino New Yorkers in deciding for whom to vote for president in November. The war in Iraq (26%) and national security (10%) were top two issues for more than one in three Latino voters.

...Bush Mishandling Both

Bush's poor approval ratings are rooted in highly unfavorable assessments of the President's handling of both the Iraq war/national security and of the national economy.

President Bush has mishandled the war in Iraq, say fully three-quarters of Latino New Yorkers, with nearly six in 10 (56%) strongly disapproving Bush's conduct of the war. Only two in 10 support the president on Iraq/national security (9% strongly; 12% somewhat). Moreover, an overwhelming majority of Latino New Yorkers believe that Bush has squandered funds that would have been better spent on programs at home (63% strongly, 12% somewhat).

New York City Hispanics are also highly critical of the president's economic policies: seven in 10 either strongly (51%) or somewhat disapprove (18%) of Bush's stewardship of the economy. One-quarter of New York Latinos approve of the President's economic performance.

Bush Loses Big to Kerry

Given New York Hispanics' overwhelmingly negative views of George Bush, it is not surprising that in a hypothetical general election horserace, John Kerry beats George Bush by better than 3 to 1 (58% vs. 16%) among Latino New Yorkers registered to vote, with Nader getting 3%. About two in 10 are either undecided (21%) or say they will not vote in the presidential elections.

HOW ARE THEY DOING? BLOOMBERG, PATAKI

Bloomberg's Job Performance: Better but Still Poor

Michael Bloomberg is doing a "poor" or "not so good" job as mayor, say a majority of Hispanic New Yorkers. Nearly two-thirds assess his performance negatively, with 29% characterizing it as "poor" and 33% as "not so good." Only one-third rate the mayor's performance as either good (29%) or excellent (4%).

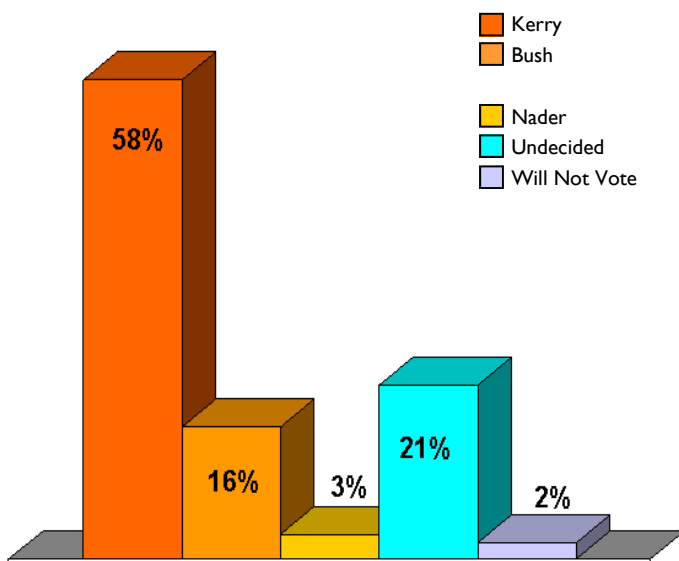
Although Latinos give the Mayor poor ratings, he is doing better than last year when 82% gave him a thumbs down on his overall stewardship of the City.

Mayor Bloomberg continues to fail to serve the Hispanic community in the City, according to seven in 10 New York Hispanics. Thirty-three percent of Latinos say the Mayor is doing a "poor" job, and 37% characterize the Mayor's job performance as "not so good" in serving the Hispanic community. Fewer than one in four give Bloomberg positive grades (21% say good, 2% say excellent). Again, though the numbers are bad, they're better than last year when 82% faulted the Mayor on his service to Latinos.

It's the Economy...

The Mayor's unpopularity among Latino New Yorkers results, in part, from their assessment of the Mayor's handling of the local economy: 61% disapprove of Bloomberg's economic leadership, with 44% expressing strong dissatisfaction. Hispanic New Yorkers want good jobs and a strong local economy and don't see the Mayor delivering.

Kerry Vs. Bush in 2004 Presidential Election



...And the Public Schools

Another source of the Mayor's troubles with Latinos are the public schools. The public schools get bad grades from about six in 10 Hispanic New Yorkers: 27% rate the public schools in their neighborhood poor and another 31% characterize their local public schools as "not so good."

Pataki Job Performance: Positive and Improved

Hispanics' assessment of Governor George Pataki's overall job performance has rebounded in 2004: nearly six in 10 rate Pataki's handling of his job favorably (49% say good, 8% excellent) while a third say his job performance is not so good (24%) or poor (10%). (In 2003, only 44% of Hispanics gave the Governor a favorable job rating. Until last year, Latino New Yorkers had given the Governor increasing positive assessments every year since he had been first elected in 1994.) Latinos' 2004 assessment of Governor Pataki's service to the Hispanic community in New York has also rebounded somewhat after declining substantially last year. This year, nearly half rate his service to Latinos favorably (41% good, 6% excellent), while 43% view it negatively (28% not so good, 15% poor). Last year, the Governor's favorable rating dropped to 44% favorable from 56% in 2002 while his unfavorable rating climbed to a 49% plurality from 31%.

2005 MAYORAL HORSERACES: FERRER WINS

Former Bronx Borough President and 2001 Democratic mayoral contender Fernando Ferrer is the clear choice of Hispanic New Yorkers for Mayor in 2005. Ferrer routs five rivals in a hypothetical September 2005 Democratic primary and beats Michael Bloomberg in a general election horserace by a large margin.

In a primary versus City Council Speaker Gifford Miller, Comptroller William Thompson, Manhattan Borough President Virginia Fields, Congressman Anthony Weiner, and Councilmember Charles Barron, Ferrer

gets 43% of Latinos registered to vote with no other candidate getting more than 5%. More than one-third (36%) are undecided 14 months prior to the September 2005 primary.

Ferrer beats Mayor Bloomberg by better than 4 to 1 among Hispanic New Yorkers registered to vote – 66% versus 14%, with 14% undecided.

EDUCATION/PUBLIC SCHOOLS

Public School Grades: Plummeting

Two out of every five students in New York City's public schools are Latino, which means that the well-being of the City's school system is inextricably linked to the educational success of Latino schoolchildren. How do Latinos rate the public schools in the City?

New York City public schools get bad grades from six in 10 adult Hispanic residents: 27% rate the public schools in their neighborhood "poor" and another 31% characterize their local public schools as "not so good." Only about a third give their neighborhood public schools passing grades (31% good, 5% excellent).

This year's marks are considerably worse than last year's when 46% rated their local public schools negatively, while 44% viewed them favorably.

Problems Facing Latino Schoolchildren

The problems facing Latino schoolchildren are severe, varied, and complex. Not surprisingly, Latino New Yorkers identified numerous problems facing Latino schoolchildren in this year's survey. Latinos believe their schools do not have enough resources or lack appropriate educational programming for their children to receive a quality education. Twelve percent of those surveyed cited the lack of resources, 11% the lack of quality after-school programming, 10% the lack of quality early childhood education, and 9% the lack of bilingual education programs, as the most important problems facing Latino students today.

Latinos also acknowledge that parents are not as involved in their children's education as they should be. Twenty percent of Latino New Yorkers say lack of parental involvement is the first or second most important problem facing Latino youth. Other top two problems are: the high dropout rates among Latinos (15%), a lack of emphasis on education in the Hispanic community (13%), and unqualified or under-qualified teachers (11%). Low expectations of Latino children are named by 8% and lack of standards and accountability by 6%.

Education Priorities

According to Latino New Yorkers, the most important priorities for improving the New York City public schools are smaller class sizes (24%), raising teacher quality, and equalizing funding between rich and poor schools (17% each). Other priorities deemed most important for improving public schools are student discipline (12%), followed by enhanced standards and accountability (6%) and school construction (4%).

Bilingual Education

Latino children should be taught in English and Spanish equally, according to 38% of New York City Latinos. Another 20% want Latino children taught first in Spanish, then gradually adding more English. Thus, about six in 10 New York Hispanics prefer some form of bilingual instruction; while 20% favor immersion into English with no Spanish and 18% prefer that language instruction should depend on the language proficiency of the child.

Involving Parents/Parent Involvement

Latino New Yorkers feel that parental involvement is crucial for their children's academic success, and would like schools to be more welcoming in involving them in their children's education. What kind of job are the New York City public schools doing to involve parents in the educational process? Hispanic New Yorkers increasingly see the public schools

failing to adequately involve parents in the education process – 49% (44% last year) said the public schools' efforts to involve parents were deficient, while 39% (45% in 2003) said that the schools were doing a good or an excellent job

How should parents be involved in their child's schooling? Attend PTA meetings on a regular basis (19%); help their child with homework (21%); join a council where they work with administrators and teachers to determine school policy (13%), volunteer in their child's school (12%); mentor or tutor for children other than their own (7%). One quarter (23%) say that parents should do all of the above five activities.

How are Latino parents involved in their child's schooling? Among Latinos, 38% report helping their child with homework, 26% attend PTA meetings on a regular basis, another 26% regularly meet or speak with their child's teachers or school, 15% report volunteering in their child's school, 10% mentor or tutor other children. Another 9% report that they perform all six activities, while 14% say they do none.

Dropping Out/Barriers to College

The Latino high school dropout rate is staggering. Nearly 30% of all Hispanic students in the City drop out of high school, a rate two times higher than those of African Americans and four times the rate of non-Hispanic whites. Social and economic factors like family responsibilities and the need to work and earn money (named by 10% and 17%, respectively) are the most likely factors for the high Latino dropout rate. Lack of parental involvement is cited as the most likely factor by 23% of Latinos surveyed. Thirteen percent indicated that the lack of emphasis on the importance of education in the Hispanic community was another top contributing factor. Another 12% indicated all of the above, coupled with poor K-12 education, low expectations of Hispanic children and youth, among other factors.

Inability to pay for a college education is a prime factor preventing college-age Hispanics from attending college or obtaining a four year college degree, according to 57% of New York Hispanics surveyed. Other reasons include: family responsibilities (11%), low expectations (9%), lack of information regarding the application process (9%), discrimination (7%), poor K-12 education (5%), and lack of English proficiency (3%).

Want Universal Pre-K, Mandated Class Size and Regents

Latino youth are much less likely than either black or white children to participate in early childhood programs. But Latino parents want their children to have access to and participate in these programs. About nine in 10 Latino New Yorkers (88%) favor “establishing voluntary, state-funded pre-school education programs for all children between the ages of two and five,” with 72% strongly favoring universal pre-school.

A similarly overwhelming majority (85%) favors “a proposal which would limit, by law, the size of elementary school classes to 20 per class and middle school and high school classes to 28 students per class,” with 71% supporting legally mandated class size limits.

Passing New York State Regents’ examinations as a high school graduation requirement is supported by 78% of Hispanic New Yorkers.

HEALTH AND HEALTH CARE

Health Issues Confronting Latinos

Lack of health insurance is by far the top health issue facing the Latino community today, according to 38% (up 5 percentage points from last year) of those surveyed. HIV/AIDS is seen by 12% as the top health disease in the Latino community, followed by 11% who cite breast cancer (and cancer in any form by 5%). Another 9% of Latinos cite the lack of quality health care as the top health issue in their community.

Many Uninsured/Costs Too High

Lack of health care coverage continues to be a major problem for New York City Latinos: two in 10 (19%) report being without any public or private health care plan or insurance. This year, 78% report some form of health care coverage: 39% have health insurance through their union or work and 5% have privately-purchased health insurance, while 24% are Medicaid-eligible and 10% are covered by Medicare.

Why aren’t Latinos covered? Losing their jobs is the most widely cited reason (20%) Hispanic New Yorkers give for not having medical insurance. Another 16% cite high cost.

Insuring Kids

Their children currently have health insurance, say 93% of Latino New Yorkers, while 5% say their children are not medically insured. Government programs – Medicaid and Child Health Plus – cover half of Latino children (30 and 21%, respectively); while 36% are covered by health insurance through work or union and 2% are covered by privately purchased insurance (2%).

Difficulty in Paying For Medical Care

Fully one-third of Latino New Yorkers report that in the prior twelve months that they or someone else in their household had difficulty in paying for health care, including prescription drugs, a doctor visit, or a hospital or nursing home stay.

No Preferred Drug Lists

More than half (53%, up six points since last year) of Hispanic New Yorkers oppose “preferred drug lists” as part of states’ prescription drug programs under Medicaid after being informed that: “Some states have required doctors to use a list of authorized drugs called ‘preferred drug lists’ when treating patients covered by Medicaid, the government health insurance program for low income individuals. If doctors would like to prescribe a drug that is

not on the list, they must get approval from a government agency.” One-third (34%) support such preferred drug lists, while 13% weren’t sure or did not respond.

Why the opposition to preferred drug lists? According to 50% of those surveyed, they agreed with the statement that “preferred drug lists interfere with the doctor-patient relationship and limit a doctor’s treatment options. In so doing, preferred drug list prevent patients from getting much-needed drugs not included on the lists.” For 32% of the survey respondents, the statement closer to their viewpoint was “preferred drug lists help to cut prescription drug costs by requiring drug companies to provide prescription drugs included on the list at a discounted price.” One in 10 (10%) did not take a position, while 3% endorsed neither statement and 5% said that “it depends.”

HIV/AIDS

A Very Serious Problem for Latinos

A new analysis released late last year by the Centers for Disease Control and Prevention indicated that from 1999 to 2002 there was a 26% rise in HIV infections among Latinos. In New York City, the situation is far worse as Latinos now account for a staggering 33% of new HIV infection cases and 31% of newly diagnosed AIDS cases. Not surprisingly, the spread of HIV/AIDS is deemed a grave problem within the Latino community by 91% of Latino New Yorkers, with 74% saying it is a very serious problem and 17% saying it’s a somewhat serious problem. In fact, HIV/AIDS is considered the top health disease confronting Latinos today, according to Latino New Yorkers.

Familiarity with Persons with HIV/AIDS; Concern for Loved Ones

More Latinos report personally knowing someone with AIDS in the 2004 survey than at any time since the Hispanic Federation began asking Hispanics this question in 1994. A striking 56% of Hispanic New Yorkers (up 2 points since last year and 11 points since 2002) know someone who has been diagnosed with AIDS, has been infected with the virus,

or has died from AIDS.

Latino New Yorkers are widely concerned that someone they love will become infected with HIV: 64% say they are very concerned and another 15% say they are somewhat concerned. Two in 10 are not too concerned (12%) or not concerned at all (8%)

Changing Sexual Behaviors/Increased Testing

Latino New Yorkers have changed their sexual behavior in response to HIV/AIDS, say a majority (52%), while 44% indicate that they have not changed their sex practices. This is a reversal from last year when 52% said they had not changed their sexual practices and 43% said they had.

About seven in 10 of Hispanic New Yorkers (69%, up 5 points from 2003) report having been tested for HIV, while 31% indicate that they had not been tested. Past Hispanic Federation polls have found HIV testing among Hispanic New Yorkers increasing; in 1994, only 43% reported having been tested.

AIDS IQ Still Too Low

Ignorance is the root of discrimination, stigma and exclusion. Worse yet, in the age of AIDS, ignorance can be fatal. Latinos were asked if kissing, sharing a drinking glass, touching a toilet seat, sharing an IV needle, having unprotected oral sex, having unprotected sex, or all of these are ways a person can become infected by HIV.

A quarter of all adult Latino New Yorkers are not aware that unprotected sex can lead to HIV infection and one-third don’t know that sharing an IV needle can lead to HIV, although injection drug use remains a principal route for HIV infection among Latinos. Only 43% (same as 2003) are aware that unprotected oral sex can transmit HIV/AIDS. Having unprotected sex is cited by 76% (75% last year) of Latinos as being a source of HIV infection, while sharing an IV needle is cited by 66% (76% last year).

Remarkably, almost one in five Latino New Yorkers mistakenly believe that you can get HIV from kissing, sharing

a drinking glass or touching a toilet seat (9%, 3%, 3% respectively; with an additional 4% believing that all of these activities can lead to HIV infection).

But Latinos Have Sufficient Information About AIDS?

Despite potentially deadly gaps in their knowledge of AIDS, eight in 10 Hispanic New Yorkers with children under 18 believe that they either have enough (46%) or more than enough information (33%) to talk to their children about protecting themselves from contracting HIV/AIDS.

Why Increases among Heterosexual Latinas?

Heterosexual women are among the fastest growing segment of the Latino population infected with HIV/AIDS. Where do Latino New Yorkers place blame? Predominantly on the individuals involved. Lack of personal responsibility is cited by 36%, 30% blame sexual promiscuity, and 22% say infidelity. Machismo is cited by 18%.

External reasons are also cited. Lack of information is seen by 28% as a reason for the HIV/AIDS increase among heterosexual Latinas, lack of prevention programs by 14%, lack of quality health care by 10%, and lack of reproductive health and planning services by 11%. About one in 10 Latinos (8%) say that all these reasons have led to increases of HIV/AIDS in heterosexual Hispanic women.

Responses to HIV/AIDS

The most important priority for addressing the HIV/AIDS epidemic in the Latino community is more education in the public schools, according to 34% of Latino New Yorkers, while 18% cite the need for increased funding for HIV/AIDS prevention programs.

More AIDS research is cited by 9%, increased funding for health services for persons living with HIV/AIDS by 7%, and increased news media coverage by 6%.

IMMIGRATION

Strong Support for Undocumented Immigrants

Nearly two-thirds of New York Hispanics (64%) believe that “the U.S. should grant permanent residency to undocumented immigrants currently living in the U.S. who pass a background check and who can show that they have been working here for at least two years” while 21% agree that “the U.S. should allow some undocumented immigrants currently living in the U.S. to stay in this country for several years as long as they are working. These individuals would be required to return to their countries after no more than six years.”

Let All Documented Immigrants Vote

All documented immigrants, whether they are citizens or not, should be allowed to vote in New York, say 70% of New York Hispanics. One in four Latino New Yorkers are opposed to non-citizen voting.

ABORTION

Personal Attitudes on Abortion: Closely Split

Latino views on reproductive rights are complex and are likely to vary based on national origin, age, gender and the length of time an individual has lived in the United States. Hispanic New Yorkers are closely split on abortion: 49% (up 10 points from last year) hold “pro-choice” and 47% (down 8 points from 2003) “pro-life” positions. On the pro-choice side, 30% hold that “abortion should be legal and generally available” and 19% concur that “regulation of abortion may sometimes be appropriate, although it should remain legal in most circumstances.”

On the “pro-life” side, 32% agree that “abortion should be legal only in the most extreme cases such as to save the life of the woman and in the cases of rape and incest” and 15% believe that “all abortions should be made illegal.”

But Substantial Majority Support Women’s Right to Choose

Latino New Yorkers, 71% to 23%, agree that even if they would not personally choose to have an abortion, they would not support taking the right to choose an abortion from women.

And Want Government to Ensure Access to Abortion, Family Planning Services

Moreover, 72% of Latinos want government to ensure access to abortion service to people who need them. And an even larger majority (74% strongly, 14% somewhat) agree that government should ensure access to family planning services.

Abortion: Not a Determining Voting Issue

Abortion does not appear to be a big election issue for Latino New Yorkers. Two-thirds of Latino New Yorkers (67%) say they would support a candidate for public office who favors a woman’s right to choose to have an abortion, assuming that they agreed with the candidate on other issues.

WHO ARE WE: HISPANICS? LATINOS? SOMETHING ELSE?

The Hispanic/Latino community is a wonderful and rich mosaic of different national origins, united by a common language, culture and historical affinity. However, descendants of Latin America and the Spanish-speaking world that reside in the United States, are closely divided on how they wish to be called (This report has used the term Hispanic and Latino interchangeably).

Twenty-seven percent wish to be called “Hispanic,” while 22% favor the term “Latino.” Another 23% prefer to be identified by their country of origin or ancestry, while 7% volunteer that they want to be called “American.” Another 12% does not wish to be identified by any of these terms.



Methodology

Miram Global designed and conducted this study among 1,400 Hispanic adults in the New York City metro area and New Jersey for the Hispanic Federation between June 9th and 30th, 2004.

The survey reached 800 Hispanic adults living in New York City, 200 Hispanic adults living in Westchester, Nassau, and Suffolk counties, and 400 Hispanic adults living in New Jersey.

The margin of error for the sample of 800 Hispanic adults living in New York City is +/-3.5%; the margin of error for the sample of 200 Hispanic adults living in Westchester, Suffolk, and Nassau counties is +/-6.9%; and the margin of error for the sample of 400 Hispanic adults living in New Jersey is +/-4.9%.

Douglas Muzzio, Ph.D., of the Baruch College Survey Research Unit, assisted in the development of the questionnaire and the analysis of the data.

Demographics

Of all the Latino New Yorkers surveyed, 37% were Puerto Rican, 24% were Dominican, 8% were Mexican, 6% were Colombian, and the remaining 25% represented other Hispanic groups. Of the respondents, 48% were male and 52% were female. Almost three-fourths (75%) identified themselves as citizens and small percentages were non-permanent residents (4%), or undocumented (4%). In terms of educational attainment, 33% completed high school, 24% completed some college and 18% said they were college graduates. Income levels were \$20,000 or less (29%), \$20,000—30,000 (17%), \$30,000—\$40,000 (13%), and over \$40,000 (24%). Latinos born in the U.S accounted for 39%, those born in Puerto Rico (16%), and those born outside of the U.S. (43%).



**HISPANIC
FEDERATION**

To Serve Our Community by Building and Supporting Latino Institutions

130 William Street, 9th Floor, New York, NY 10038 Tel. (212) 233-8955 / Fax. (212) 233-8996 www.hispanicfederation.org